

REPAIRING ALUMINUM WIRING



U.S. Consumer Product Safety Commission
Bethesda, MD
www.cpsc.gov
www.SaferProducts.gov

Publication 516

ALUMINUM WIRING

The U.S. Consumer Product Safety Commission (CPSC) staff and other government officials have investigated numerous hazardous incidents and fires throughout the nation involving aluminum branch circuit wiring. A national survey conducted by Franklin Research Institute for CPSC showed that homes built before 1972, and wired with aluminum, are 55 times more likely to have one or more wire connections at outlets reach “Fire Hazard Conditions”¹ than homes wired with copper. That survey encompassed only the wire connections at outlets. It did not address other types of aluminum wire connections and splices in homes that are also prone to fail. No information was developed for aluminum-wired homes built after 1972.

The fire hazard investigated by CPSC occurs at connections with aluminum wire, including receptacles or switches and junction boxes; or the hazards occur with major appliances, including dishwashers or furnaces, for example. There are several deterioration processes in aluminum wire connections that cause increased resistance to the flow of electric current, resulting in damage that is cumulative in effect. That increased resistance causes overheating, sometimes at hazardous levels, when current is flowing in the circuit.

A shortage of copper in the mid 1960s caused builders to increase the use of aluminum wire in residential electrical distribution systems from the few large-power circuits (i.e., for electric clothes dryers and ranges), to general purpose 15- and 20-ampere-rated circuits. Homes built before 1965 are unlikely to have aluminum branch circuit wiring. Electrical cables installed between 1965 and the mid 1970s in new homes, in additions, and as part of rewired/new circuits may contain aluminum wiring. On April 28, 1974, two people died in a home in Hampton Bays, N.Y. Fire officials determined that the fire was caused by an overheating aluminum wire connection at a wall receptacle.

¹ The survey conducted by the Franklin Research Institute defined “Fire Hazard Conditions” to occur when receptacle cover plate mounting screws reached 149°C (300°F), or sparks were emitted from the receptacle, or materials around the receptacle were charred.

TROUBLE SIGNS

Unfortunately, failing aluminum-wired connections seldom provide easily detected warning signs. Aluminum-wired connections and splices have been reported to fail and overheat without any prior indications or problems.

If you notice any signs of a problem, have a qualified electrician determine the cause. **DO NOT TRY TO DO IT YOURSELF.** You could be electrocuted, or you could make the problem worse. Signs of electrical system problems include hot-to-the-touch face plates on receptacles or switches; flickering lights; circuits that don't work; or the smell of burning plastic at outlets or switches.

IDENTIFYING ALUMINUM WIRING

Virtually all of the aluminum wiring was installed as plastic-sheathed cable (type NM, often called “Romex”) with no readily discernable distinction from a cable with copper conductors. Look at the printed or embossed markings on the outer jacket of the electric cables, which are visible in unfinished basements, attics, or garages. If necessary, use a flashlight shining on the surface at a low angle to help make the embossed markings readable. Cable with aluminum conductors will have “Al”

or “Aluminum” and other information marked on one side of the cable jacket every few feet along its length. (Note: be sure to read as much of the marking as possible because the marking “CU-clad” or “Copper-clad,” in addition to the “Al” or “Aluminum,” means that the cable uses copper-coated aluminum wire and is not covered by the repair recommendations outlined in this publication).^{2,3}

If you are unable to identify the type of wire in your home by this method, but you suspect that you have aluminum wire, have a qualified electrician make the determination.

If your home has aluminum wiring that has not been remediated, CPSC recommends a permanent repair of the connections, as described in the following sections.

FIXING THE PROBLEM

Aluminum wiring can be replaced or repaired to effectively and permanently reduce the possibility of fire and injury due to failing (overheating) wire connections and splices. It is highly recommended that you hire a qualified electrician to perform this remediation.

Other than complete replacement of aluminum wire with copper wire, there may

² Aluminum and copper-clad aluminum cables are sized at No.10 and No.12 AWG for 20-ampere and 15-ampere rated circuits, respectively, as opposed to No.12 and No.14 AWG for copper conductors.

³ The repairs outlined in this publication do not apply to larger gauge aluminum wire circuits and connections used for service entrance cables, electric clothes dryers, and cooking ranges.

be numerous potential solutions for the permanent repair of hazardous aluminum wire connections and splices. However, CPSC can recommend repair methods or products only where there is satisfactory, documented evidence that the methods or products meet the following criteria:

- **Safe.** The method or product must be safe and not increase the risk of fire or other hazards.
- **Effective.** The method or product must be effective and successfully eliminate or substantially mitigate the fire hazard.
- **Permanent.** The method or product must affect a permanent repair. Methods or products designed to address temporary or emergency repair situations, but which may fail over time, are not considered permanent.

Based on these standards, as of the date of this publication, CPSC approves of only three methods for a permanent repair.⁴

1) Complete Replacement of Copper Cable

2) COPALUM Method of Repair

3) Acceptable Alternative Repair Method/AlumiConn Connector

1) Complete Replacement with Copper Cable

Replacement of the aluminum branch circuit conductors with copper wire eliminates the primary cause of the potential hazards, the aluminum wire itself. Depending on the architectural style of your home and the number and locations of unfinished spaces (e.g., basements and attics), it may be relatively easy for a qualified electrician to rewire your home. A new copper wire branch circuit system would be installed, and the existing aluminum wire could be abandoned inside the walls. This is the best method available; but for many homes, rewiring with copper is impractical and/or prohibitively expensive.

⁴ Any individual or company that develops a method or product that meets these CPSC standards for a safe, effective, and permanent repair of aluminum wire connections and splices and desires that the CPSC consider recommending the method or product may submit documentation of compliance with such standards to: CPSC, 4330 East West Highway, Bethesda, MD 20814. Recommendation of products or methods is rare and is solely within the discretion of the CPSC. The burden and costs of establishing compliance with such standards is the responsibility of the requestor. Consideration of a product or method is not intended and does not create any right or benefit, substantive or procedural, enforceable at law or in equity, by any party against the U.S. Consumer Product Safety Commission or the United States, its officers, employees, or agents, or any other person.


2) COPALUM Method of Repair

As an alternate to rewiring with copper, CPSC recommends attaching a short section of copper wire to the ends of the aluminum wire at connection points (a technique commonly referred to as “pig-tailing”), using a special connector named COPALUM to join the wires. CPSC staff considers pig-tailing with a COPALUM connector to be a safe and permanent repair of the existing aluminum wiring. The repair should include every connection or splice involving aluminum wire in the home, including outlets, dimmers, switches, fixtures, appliances, and junction boxes. The repaired system, with short copper wire extensions at every termination throughout the home, permits the use of standard wiring devices, including receptacles and switches.

The COPALUM repair method is recommended by CPSC on the basis of CPSC-sponsored research, laboratory tests, and demonstration projects. This repair method has been thoroughly proven by more than a quarter of a century of field experience to provide a permanent, low-resistance electrical connection to aluminum wire. The COPALUM repair method eliminates the aluminum connection failure problems and still uses the existing, installed aluminum wire. The COPALUM repair method has been shown to be practical for installation in an occupied and furnished home.

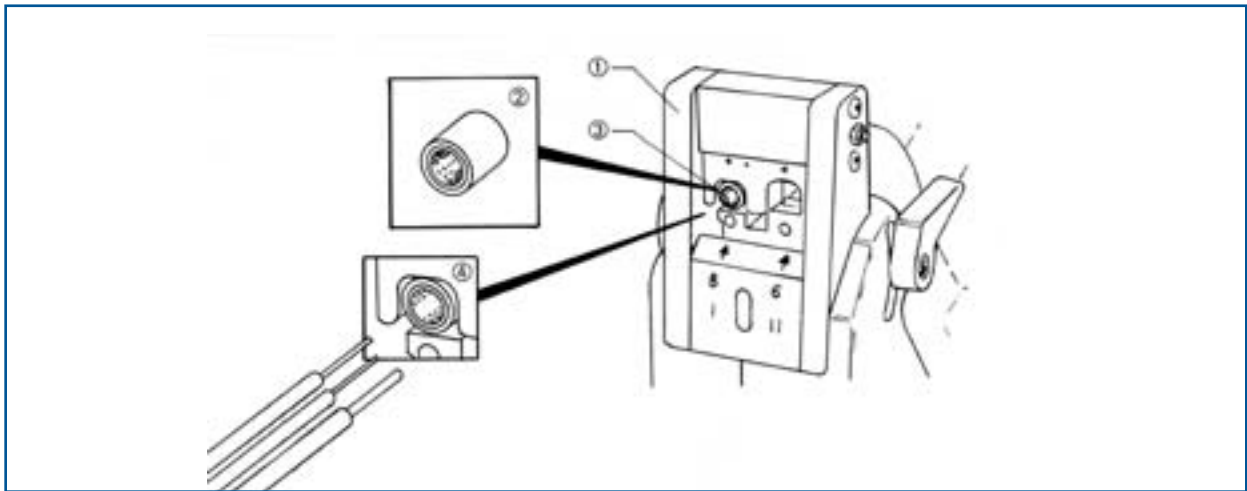
Every connection of aluminum-to-aluminum or aluminum-to-copper wire should be repaired in order to obtain the maximum benefit from such repair work. All appliances connected directly to No.12 or No.10 AWG aluminum branch circuit wiring (e.g., dishwashers, cooling equipment, heaters, air conditioners, and light fixtures) must be repaired in addition to wall outlets, switches, junction boxes, and panel boxes.

The COPALUM connector is a specially designed system that includes a metal sleeve intended to be installed only with a dedicated power tool and crimping die to make a permanent connection, that is, in effect, a cold weld (the precision dies in the COPALUM tool compress the connector and wires using upwards of 10,000 pounds of force, as required to make the permanent aluminum wire connection).

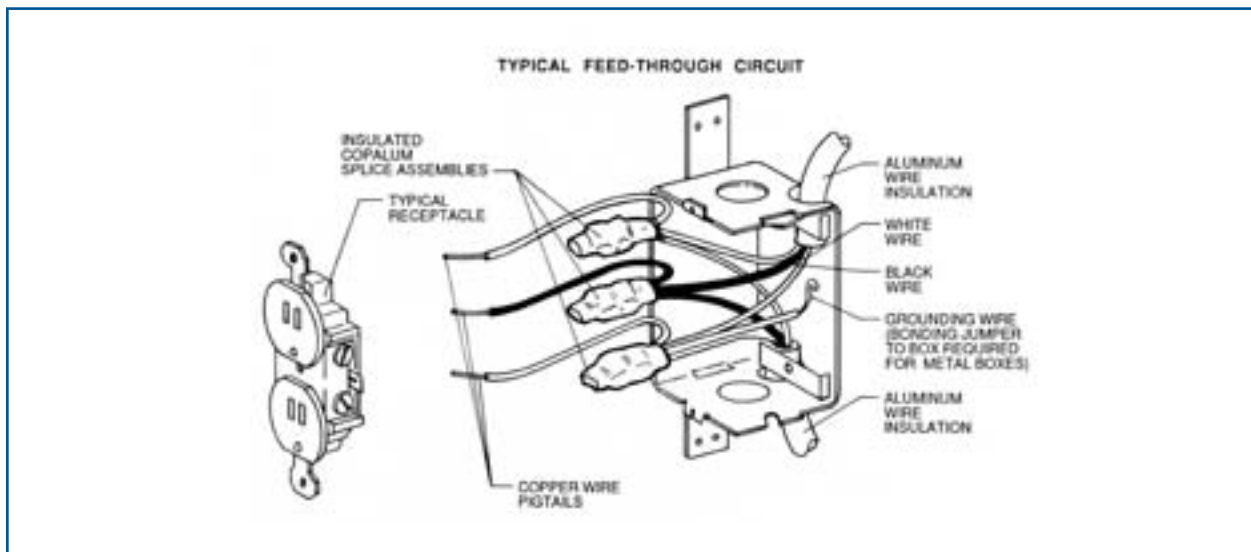


The tool is shown in the illustration below. An insulating sleeve is placed around the crimp connector to complete the repair. The copper wire pigtail is then connected to the switch, receptacle, or other termination device. An example of a repaired receptacle outlet is also illustrated below.

Only electricians who are trained by the manufacturer to use the tool properly are authorized to install COPALUM connectors. CPSC staff emphasizes that this training is necessary to ensure that the electrician uses the careful, professional workmanship and thoroughness required to make the crimp connector repair safe and permanent.



COPALUM Crimp Connector and its Specialized Installation Tooling



Recommended COPALUM Connector Repair

To determine if there is a COPALUM installer in your region, visit: http://tooling.tycoelectronics.com/copalum/copalum_home.asp, or contact the manufacturer at (800) 722-1111 or at the following address:

TE Connectivity
Attn: COPALUM Aluminum Wire Repair Program
P.O. Box 3608
Harrisburg, Pa. 17105

3) Acceptable Alternative Repair Method

CPSC staff recognizes that copper replacement may be cost prohibitive and that the COPALUM repair may be unavailable in a locality. Based upon an evaluation that was, in part, CPSC supported,⁵ consumers are advised that, if the COPALUM repair is not available, the AlumiConn connector may be considered the next best alternative for a permanent repair. This repair method involves pigtailing using a setscrew type connector instead of the COPALUM crimp connector in the repaired connections. The AlumiConn connector has performed well in initial tests, but is too new to have developed a significant long-term safe performance history as the COPALUM repair. The repair should be conducted by a qualified electrician because careful, professional workmanship and thoroughness are required to make the AlumiConn connector repair safe and permanent.



The AlumiConn Connector

For additional information on the AlumiConn connector, visit: <http://www.kinginovation.com/products/alumiconn>, or contact the manufacturer at (800) 633-0232, or write to the firm at the following address:

King Innovation
42 N. Central Drive
O'Fallon, Mo. 63366

RECOMMENDATIONS AGAINST USING OTHER REPAIR METHODS

Non-COPALUM Crimp Connectors

There are many other brands and types of crimp connectors – including those intended to be installed with a pliers-type of handtool – which are readily available to consumers at common retailers.

No other crimp connectors have been evaluated for connecting copper and aluminum conductors. CPSC staff strongly recommends against their use as a repair method.

⁵ CPSC's contractor self-funded the fundamental part of this research. The CPSC contract provided funds for additional longer term testing and recommendations requested in the CPSC contract.



Do Not Use Common Hand-Crimped Connectors with Aluminum Wire

Two other repair methods described below are often recommended by some electricians because they are substantially less expensive than COPALUM crimp connectors. CPSC staff does not consider either of these repairs an acceptable permanent repair.

Twist-on Connectors

The first temporary repair involves pigtail with a twist-on connector. The effectiveness of “pigtail” using twist-on connectors has been evaluated by CPSC staff. In CPSC-sponsored laboratory testing and life tests, substantial numbers of these connectors overheated severely.

Surveys of and statements made by electricians and electrical inspectors confirm the highly variable and often poor performance

of twist-on connectors with aluminum wire. It is possible that some pigtail “repairs” made with twist-on connectors may be prone to even more failures than the original aluminum wire connectors. Accordingly, CPSC staff believes that this method of repair does not solve the problem of overheating present in aluminum-wired branch circuits.



“Pigtail” with Twist-on Connectors Is Not a Recommended Repair

“CO/ALR” Switches and Receptacles

The other repair recommended by the industry is to use switches and receptacles labeled “CO/ALR.” These devices are intended for direct connection to aluminum wire, although they can be used with copper or copper-clad wire. CO/ALR devices perform better with aluminum wire than non-CO/ALR devices when

installed carefully and according to best electrical practices. However, CO/ALR wiring devices have failed in laboratory tests when connected to aluminum wire typical of that installed in existing homes. The test conditions simulated actual use conditions; no “overstress” type of testing was used. Further, CO/ALR connectors are not available for all parts of the wiring system (e.g., for the permanently wired appliances and ceiling mounted light fixtures). In the opinion of CPSC staff, CO/ALR devices must be considered, at best, an incomplete repair.

Recommendations on Temporary Repairs

AL/CU twist-on connector pigtails or CO/ALR devices may be used as an emergency, temporary repair for a failed aluminum termination. Should such a repair be performed, CPSC staff recommends that a complete repair of the aluminum-wired system be performed using the CPSC-recommended methods as soon as possible.

CODE COMPLIANCE AND INSPECTION

All modifications and additions to installed wiring should be performed and inspected in accordance with local regulations.

This pamphlet is available on the Web at: www.cpsc.gov/CPSCPUB/PUBS/516.pdf.

The U.S. Consumer Product Safety Commission is charged with protecting the public from unreasonable risks of serious injury or death from thousands of types of consumer products under the agency's jurisdiction. CPSC is committed to protecting consumers and families from products that pose a fire, electrical, chemical, or mechanical hazard. CPSC's work to ensure the safety of consumer products—such as toys, cribs, power tools, cigarette lighters, and household chemicals—contributed significantly to the decline in the rate of deaths and injuries associated with consumer products over the past 30 years.

To report a dangerous product or a product-related injury, visit: www.SaferProducts.gov, call CPSC's hotline at (800) 638-2772, or CPSC's teletypewriter at (301) 595-7054. To join a CPSC email subscription list, please go to: <https://www.cpsc.gov/cpsclist.aspx>. Consumers can obtain this release and recall information at the CPSC's website at: www.cpsc.gov.

